



SPRING BREAK ART DAYS: CHAIR CHALLENGE

Design your own chair prototype! A designer creates something that is useful, that has a purpose. They also think about how their designs look. We call this form and function.

FORM - how something looks

FUNCTION - how something works

Take a look at some of the chair designs in Cranbrook Art Museum's collections!



Do any of the chairs above look designed more for function? Or form? Why?


Do you have anything at home you think a designer made? How is it useful?

Share your artwork with us! #CREATEwithCAM

**Cranbrook
Art Museum**

SPRING BREAK ART DAYS: CHAIR CHALLENGE


Become a designer and create your own chair prototype! Use paper, cardboard, recyclable materials and start designing! While designing think of the form and function of your chair.



Describe the chair you designed! What is it made with?



Describe the form and function of your chair!



Did you design first for function? Or form? Explain why!

Find things in your home you think a designer made! Draw them in the space below!

A large, empty rectangular space for drawing, intended for the user to draw objects from their home that they think a designer made. The space is white and occupies a significant portion of the lower half of the page.

Share your artwork with us! #CREATEwithCAM

Cranbrook
Art Museum